

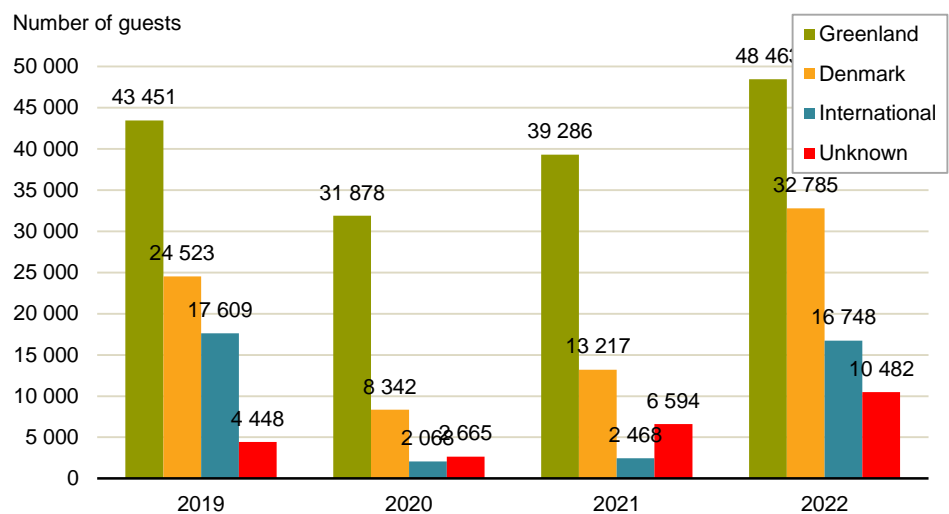
Hotels guests and overnight stays in the 3rd quarter of 2022

Overview

The 3rd quarter of 2022 count of hotel guests and overnight stays showed an increase in the number of guests and an increase in overnight stays in all of Greenland compared to the 3rd quarter of 2021. If compared with the year 2019 in the same period, the numbers showed smaller decrease in Ilulissat and East Greenland, but increase in other regions.

In the 1st nine months of 2022 there were a total of 108,478 hotel guests and 265,576 overnight stays across the 47 hotels, hostels and other tourist accommodations in Greenland that Statistics Greenland receives reports from. The number of overnight guests saw an increase of 20.5 pct. and increase of 21.2 pct. number of overnight stays., as compared to the same period of 2019.

Figure 1. Number of guests, 3rd quarter of 2019-2022



Source: Statistics Greenland – see the figures in the Stat bank bank.stat.gl/TUEHOT

Figure 2. Distribution of guest 3rd quarter of 2022

Distribution of guest

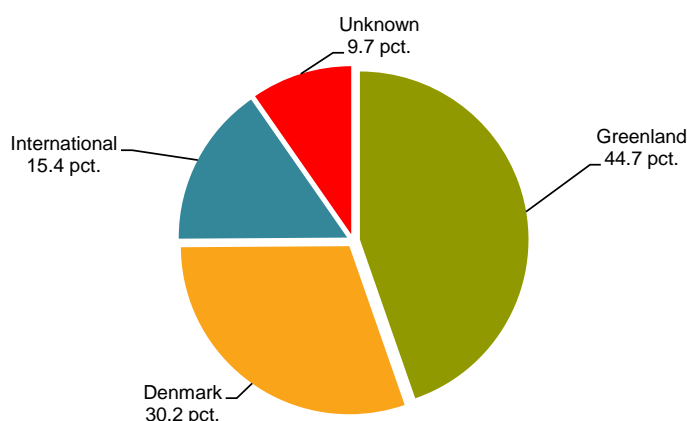


Table 1. Number of guests, 3rd quarter of year 2019-2022

	2019	2020	2021	2022	% variation 2019-2022
Greenland	43.451	31.878	39.286	48.463	11,5
Denmark	24.523	8.342	13.217	32.785	33,7
International	17.609	2.068	2.468	16.748	- 4,9
Unknown	4.448	2.665	6.594	10.482	135,7
Total	90.031	44.953	61.565	108.478	20,5

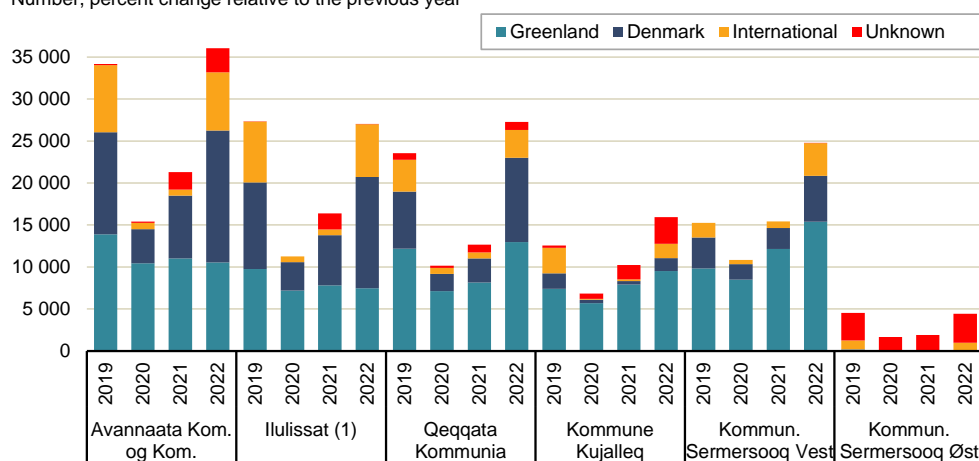
Source: Statistics Greenland – see the figures in the Stat bank bank.stat.gl/TUEHOT

Number of guests in 3rd quarter of 2022

The number of overnight guests increases with 20.5 pct. In 3rd quarter of 2022 compared to year 2019. The biggest change was seen in Sermersooq West with 62.4 pct. in number of overnight guests.

Figure 3. Number of guests by region, 3rd quarter of 2019-2022

Number, percent change relative to the previous year



Source: Statistics Greenland – see the figures in the Stat bank bank.stat.gl/TUEHOT

(1) Ilulissat is counted as part of Qaasuitsup Kommunua.

International: includes guest resident in foreign countries.

Overnight stays in 2019-2022

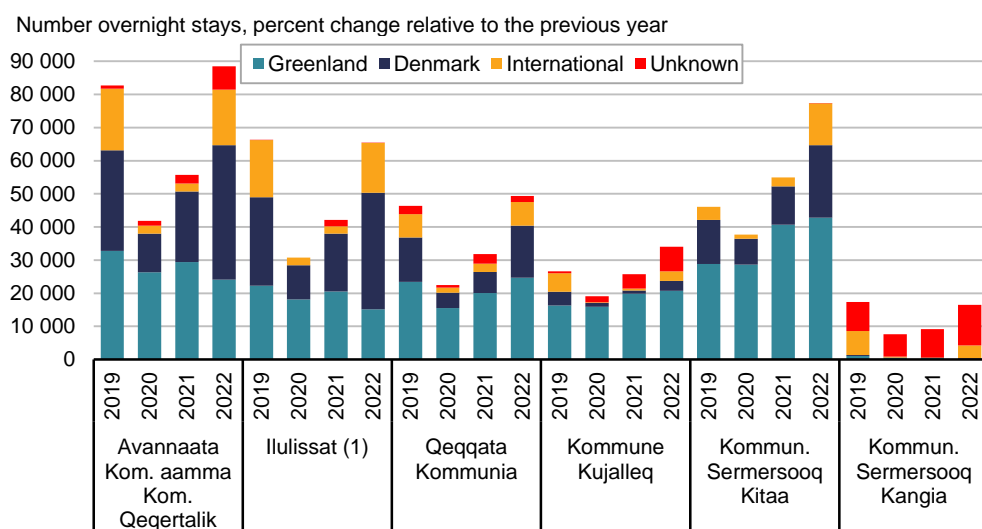
The number of overnight stays in 3rd quarter of 2022 increased with 21.2 pct. compared to year 2019. The biggest change was in Sermersooq West with increase of 67.6 pct. of the number of overnight stays.

Table 2. Number of overnight stays, 3rd quarter of 2019-2022

	2019	2020	2021	2022	% variation 2019-2022
Greenland	102.328	86.807	110.473	112.416	9,9
Denmark	61.515	25.356	40.159	81.415	32,3
International	42.547	5.837	8.327	43.344	1,9
Unknown	12.745	10.706	18.407	28.501	123,6
Total	219.135	128.706	177.366	265.676	21,2

Source: Statistics Greenland – see the figures in the Stat bank bank.stat.gl/TUEHOT

Figure 4. Number of overnight stays by region, 3rd quarter of 2021-2022



Source: Statistics Greenland – see the figures in the Stat bank bank.stat.gl/TUEHOT

(1) Ilulissat is counted as part of Qaasuitsup Kommunua.

International: includes guest resident in foreign countries.

Remarks

Statistics Greenland receives data from most of the accommodations in Greenland, and for the biggest hotels. The figures are preliminary, and they might change when *Statistics Greenland* receive missing reports or corrections.

Statistics Greenland has a continuously collaboration with Visit Greenland in regard to uncovering the total bed capacity in Greenland. This includes continuous detection of new accommodations and hotels. The estimated share of covered bed capacity can be seen in table a1.

Table A1. Covered bed capacity 1st half year of 2022

	Avannaata Kom. og Kom. Qeqertalik	Ilulissat (1)	Qeqqata Kommunia	Kommune Kujalleq	Kommun. Sermersooq Vest	Kommun. Sermersooq Øst	Total
Covered bed capacity	209.568	148.740	127.684	121.786	200.020	66.856	874.654
Total bed capacity	241.900	165.728	147.412	125.896	235.914	70.692	987.542
Pct covered	87%	90%	87%	97%	85%	95%	88%

Source: Statistics Greenland and Visit Greenland

Small corrections have been made in the 2017 – definitions of the “*Unknown*” and “*Other countries*” categories, as compared to earlier years. In previous data releases, guests with unknown residency are included in “*Other countries*”. As of 2017, the “*Unknown*” category is used for guests with unknown residency.

Due to reports late arrival, there are approx. 3.8 pct. of the guests and 4.8 pct. of the overnights estimated based on figures for the same period 2021. The existing estimation algorithm has been reworked based on learnings from the COVID-19 counts.

Signatur forklaring:

- ... Oplysninger foreligger ikke
- .. Oplysninger for usikre til at angives eller diskretionshensyn
- . Tal kan efter sagens natur ikke forekomme
- 0 Mindre end halvdelen af den anvendte enhed
- Nul
- * Foreløbigt eller anslået tal

Possible inquiry
Ane Louise Brandt
E-mail: alob@stat.gl

Tourism

Statistics Greenland
Postboks 1025 · 3900 Nuuk
Tlf.: +299 34 56 49
www.stat.gl · e-mail: stat@stat.gl

